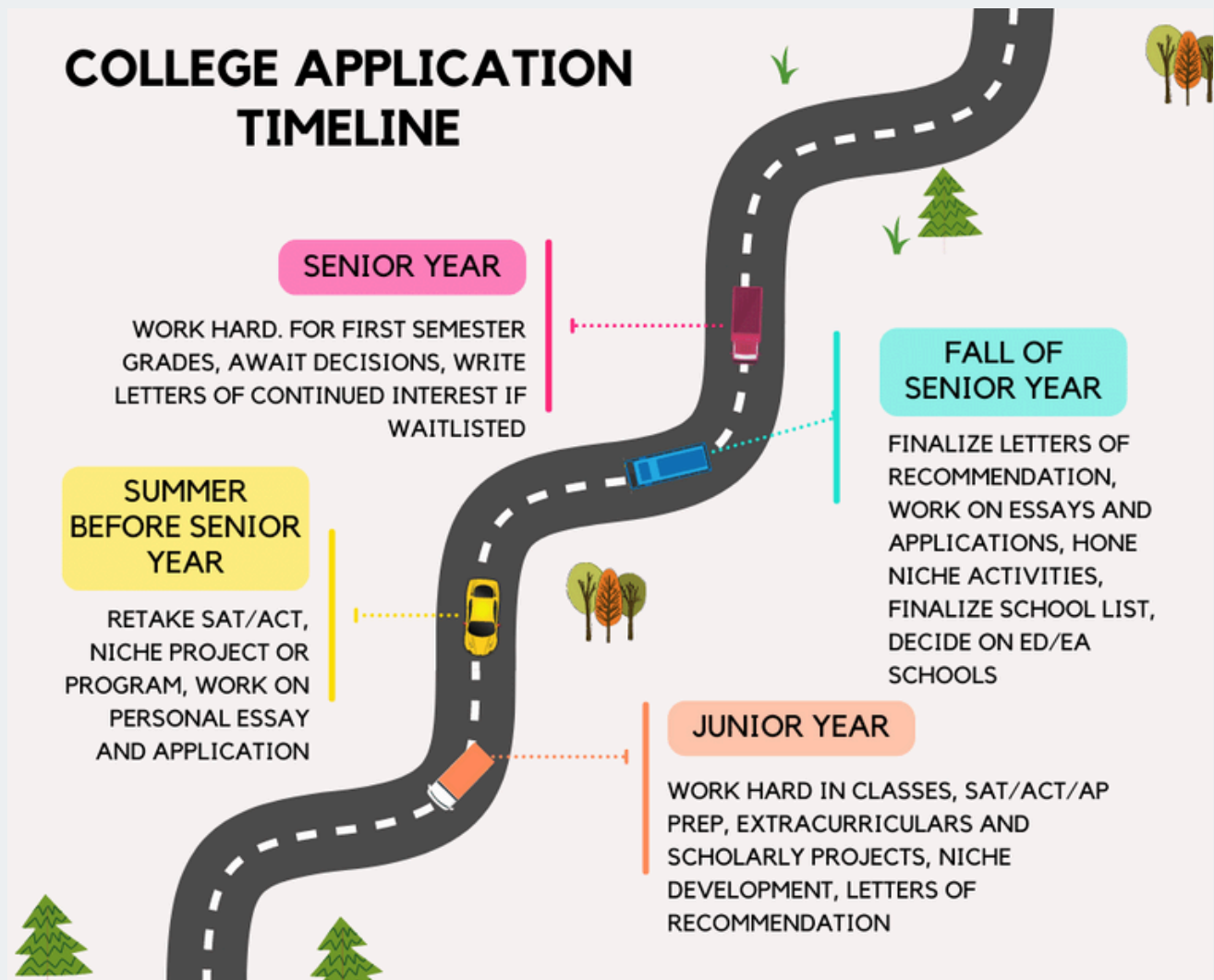


## College Prep-Guide

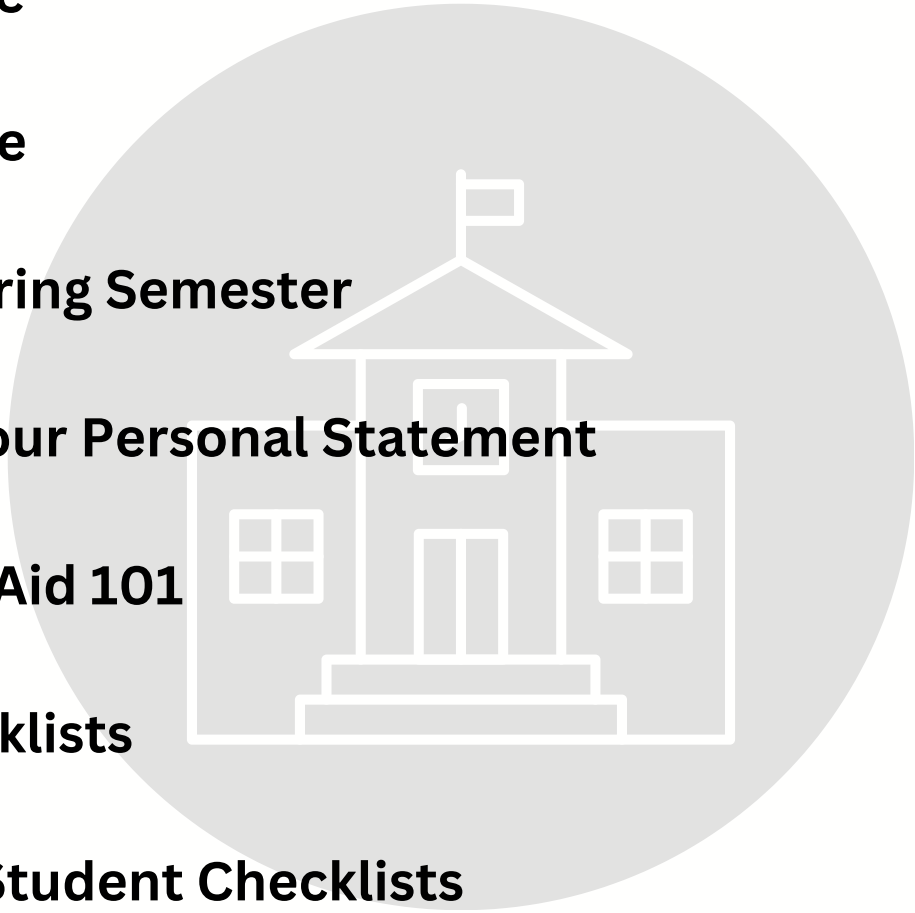
This guide will have tips on how to prepare and apply for college!



# Table of Contents



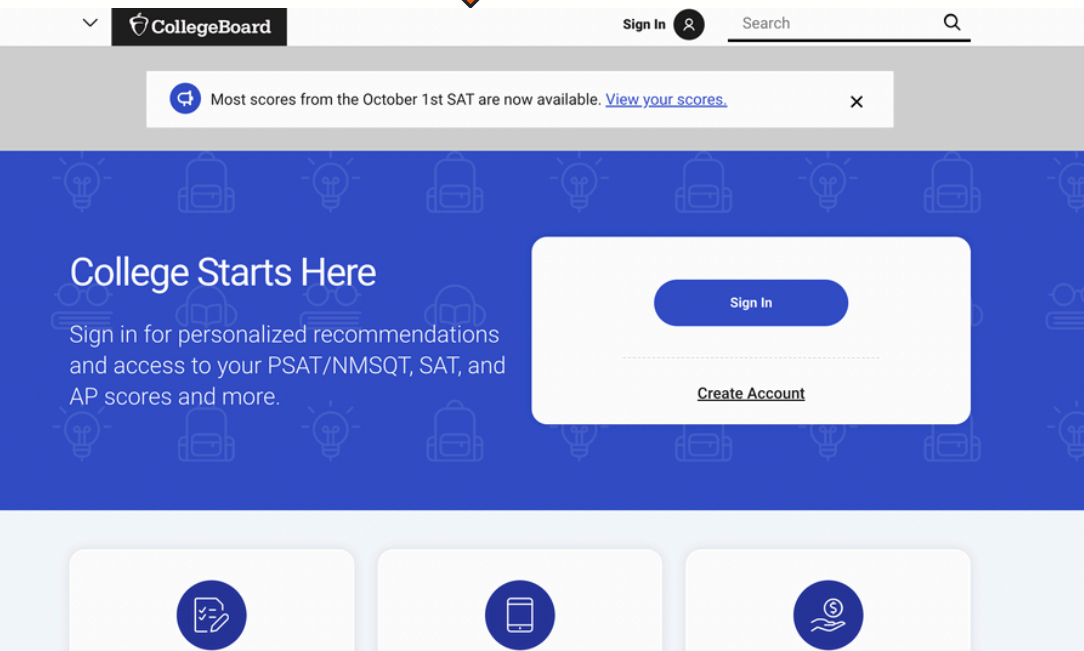
<b>11th Grade</b>	<b>3</b>
<b>12th Grade</b>	<b>4-6</b>
<b>Senior Spring Semester</b>	<b>7-9</b>
<b>Writing Your Personal Statement</b>	<b>10-12</b>
<b>Financial Aid 101</b>	<b>13-14</b>
<b>CSU Checklists</b>	<b>15-18</b>
<b>Transfer Student Checklists</b>	<b>19</b>
<b>UC Checklists</b>	<b>20-24</b>
<b>Scholarships and Resources</b>	<b>25-27</b>



# 11th Grade: Beginning the Search for the RIGHT School

Start by thinking about what you want from your future college campus. Look through College Board to explore different schools.

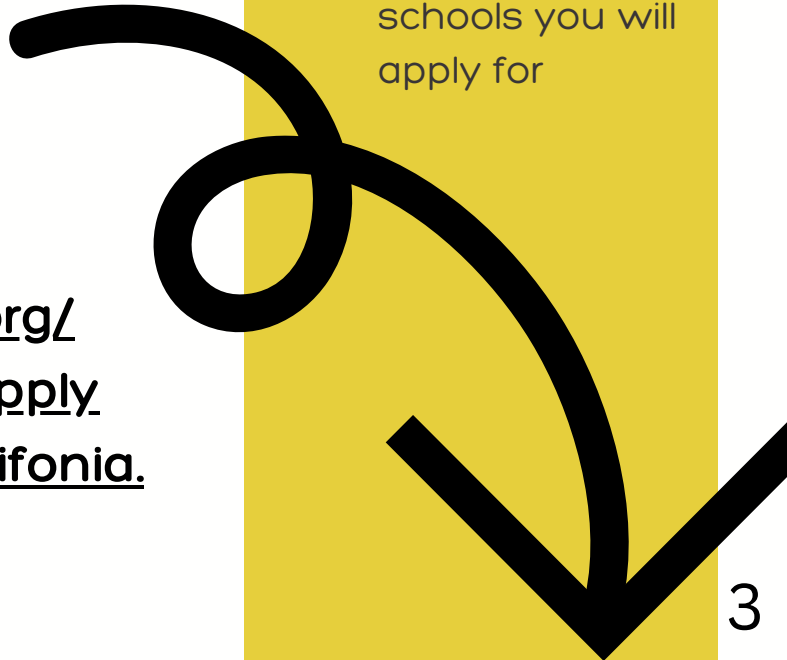
Visit [CollegeBoard.Org](https://CollegeBoard.Org)



- Familiarize yourself with the majors that each campus offers. Are they offering a major you may be interested in?
- Request information and receive brochures and pamphlets from the schools.
- Make a list of deadlines based on schools of interests.
  - make a list of at least 4 schools you will apply for

For more information on U.S Campuses visit:


- <http://assist.org>
- <https://www.commonapp.org/>
- <https://www.calstate.edu/apply>
- <https://www.universityofcalifornia.edu/>



# 12th Grade: Choosing and Applying to YOUR school

Now that you have researched the schools you will be applying to, begin starting the application processes.

## Fall Semester



- Pick 4 people whom you can ask to write you a letter of Recommendation (**college-specific requirements/deadlines may vary**)
- Review and revise your college applications and personal statements
  - Have 2-3 people review your personal statement (**see page 5 for a guide to personal statements**)
- Request your transcripts be sent to your chosen colleges (**talk to your high school counselor/college advisor**)
- Send SAT/ACT scores to your chosen colleges (**if applicable**)
- Submit your applications on time (**put a reminder on the calendar**)
- Create a professional email (**ex. first&lastname2022@gmail.com**)

## **CONFIRM YOUR LIST OF COLLEGES TO APPLY TO (8-10 SCHOOLS)**

- **Safe Schools:** Schools you know you will get into (1-2 schools). You must like and also be willing to attend just in case.
- **Target Schools:** Schools you have a good chance of getting into. You meet the majority of the eligibility requirements or are close to.
- **Reach Schools:** Schools that you think may be more of a challenge to get into. Getting in is not a sure thing, but it's worth taking the risk.



- Create a master list or calendar that includes application, testing, and financial aid requirements and deadlines for each college
- Ask your counselor/advisor about the fee waivers for the CSU and UC applications.
- Ask for letters of recommendation for your college applications. Give each person an outline of your academic record & extracurricular activities.
- Find out if the schools on your list require you to take the SAT/ACT. Some schools, like CSUs, no longer require it. If it is required, register and take the test(s).

**MAKE A NOTE OF ALL DEADLINES TO APPLY**

- Request your transcripts be sent to your chosen colleges (talk to your high school counselor/college advisor)
- Send SAT/ACT scores to your chosen colleges
- Submit your applications on time
- Apply to Educational Opportunity Program (EOP) at UCs and CSUs.
- UCs: Indicate you are interested when you complete the online application
- CSUs: Complete the EOP portion in the application
  - Research FASFA or Dream Act on College Board
  - Begin searching for scholarship opportunities
    - Fastweb.com
    - Unigo.com
    - Hsf.org (Hispanic Scholarship Fund)
    - Unconf.org (United Negro College Fund)

**Continue to do well academically. Do not catch senioritis!**



"You're flunking me? — Doesn't seniority count for anything around here?"


# Spring Semester



Continue to search for scholarships

## ***Tips for Writing a Scholarship Essay***

- Carefully read instructions.
- Make sure you understand the question before you start writing.
- Be sure to answer the question
- Brainstorm. Think about what you are going to write.
- Outline and organize around a thesis
- Write the first draft
- Proofread and make corrections
- Have 2-3 people review your essay
- Revise
- Repeat steps as needed



Remember...

- Check your emails periodically. Create usernames for the schools you've applied to for any important updates.
- Submit any additional documents your schools may require.

# THINGS TO REVIEW

Review your acceptance letters.

Look at your financial aid package. How much aid is each school offering you? How much will you have to pay? **(If the school is out of state, think about the additional expenses to come back home).**



## Ask yourself:

"Do I really picture myself on this campus or did you apply just to see if I would get in?"

Visit the campus if you have not done so or reach out to current students and ask questions about their current experience.

Check out these resources for online college tours:

<https://campustours.com/>

<https://www.youvisit.com/collegesearch/>

<https://www.campusreel.org/>

The #1 Destination for Interactive Maps and Virtual Tours

CampusTours builds video tours, photorealistic interactive campus maps, mobile walking tours and custom data-driven multimedia applications for education, non-profit and government clients worldwide.

College Search

More than 30 Million students have used CampusTours to find virtual campus tours and maps.

School Name  
e.g. University of Arizona Search


Search by State/Province  
Alabama Search

Search by Country  
USA Search

Advanced Search



# FINISH LINE!!!



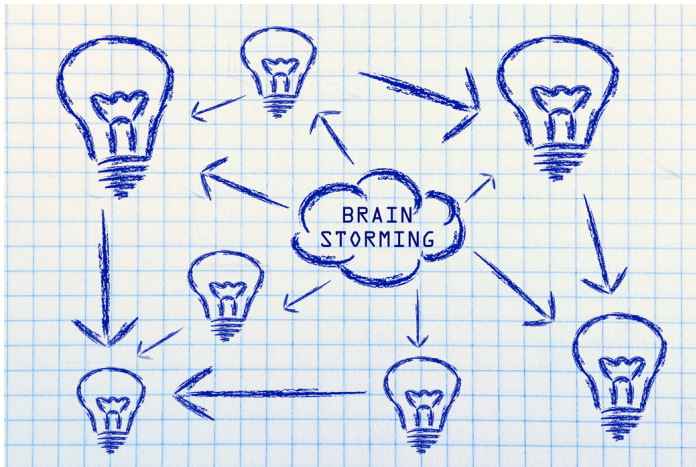
- Confirm admissions by the deadline. This is called the Statement of Intent to Register (SIR)
- Let other schools know you won't be attending
- Make sure your financial aid is going to the school you will attend



Most importantly  
celebrate your  
**GRADUATION!**

# Writing Your Personal Statement

The personal statement is your chance to explain to college admission readers why you are a good fit for their school.



## ***Brain Storm:***

The essay is where you become an individual and where you can share your personality, your goals, and experiences.

Use this space to talk about your inspirations, and explain any difficulties you have experienced.

In addition, you can explain any opportunities or obstacles that have affected your academic record.

## ***Do's & Dont's***

### **Dont's:**

- **Don't** just list events & experiences
- **Don't** just tell a sob story
- **Don't** exceed the word limit
- **Don't** try to impress with vocabulary you don't know

### **Do's :**

- Answer the prompt (**prompts may vary**)
- Share about you,
  - your experiences and how that has impacted you
  - your dreams and your aspirations
- Highlight your strengths
- Revise and edit!
- Check for grammar.

# Common Application

## Essay Prompts:

Choose 1 prompt; 650 words max. Below is the full set of Common App essay prompts for 2022-2023

- Some students have a background, identity, interest, or talent that is so meaningful they believe their application would be incomplete without it. If this sounds like you, then please share your story.
- The lessons we take from obstacles we encounter can be fundamental to later success. Recount a time when you faced a challenge, setback, or failure. How did it affect you, and what did you learn from the experience?
- Reflect on a time when you questioned or challenged a belief or idea. What prompted your thinking? What was the outcome?
- Reflect on something that someone has done for you that has made you happy or thankful in a surprising way. How has this gratitude affected or motivated you?
- Discuss an accomplishment, event, or realization that sparked a period of personal growth and a new understanding of yourself or others.
- Describe a topic, idea, or concept you find so engaging that it makes you lose all track of time. Why does it captivate you? What or who do you turn to when you want to learn more?
- Share an essay on any topic of your choice. It can be one you've already written, one that responds to a different prompt, or one of your own design.
- 
- Visit <https://www.commonapp.org/apply/essay-prompts> for more information.

# Show Growth Get Personal & DEMONSTRATE CRAFT.

[HTTPS://WWW.COLLEGEESAYGUY.COM/BLOG/W  
HAT-DO-COLLEGES-LOOK-FOR-ESSAY](https://www.collegeessayguy.com/blog/what-do-colleges-look-for-essay)



- Gather all the prompts from your schools
- Start by Brain Storming your goals, qualities, difficulties, and inspirations (try it with a friend)
- Ask yourself why are you going to College?
- Make sure you are fully answering prompts

# Financial Aid 101

Financial aid is free money. Financial aid will help pay for college so it is very important that you take some time to complete and submit these applications.

There are a few ways to get financial aid, all college campuses will require you to fill out one of the following applications:

## **FAFSA**

determines students' eligibility for federal, state, and institutional aid.

<https://studentaid.gov/>

-OR-

## **CA Dream Act**

determines undocumented students' eligibility for California student aid programs

(Cal Grants, Chafee Grant, and Dream Loans).

<https://dream.csac.ca.gov/>

# **Steps to Complete Application:**

- Create an account for the FAFSA or the CA Dream Act (**Application opens October 1st**)
- Complete the CSS Profile (**only for certain schools**)
- Create an FSA ID (FAFSA) or California Dream Act ID (CA Dream Act)
- Gather Personal Documents (**Social Security Number, Driver's License, or Alien Registration Card (if not a US Citizen)**)
- Obtain 2021 Federal Income Tax Returns,
  - W-2, bank statements and records of investment (if applicable),
  - records of untaxed income (if applicable)  
(Student and Parent if student is dependent)

# UC/CSU CHECKLISTS

## Applying to a California State University (CSU)


Use [CSU Campus Match](#) to see which school is best for you!

California State University Campuses:

CSU Bakersfield  
CSU Channel Islands  
CSU Chico  
CSU Dominguez Hills  
CSU East Bay  
CSU Fresno  
CSU Fullerton  
CSU Humboldt  
CSU Long Beach  
CSU Los Angeles  
CSU Maritime Academy  
CSU Monterey Bay  
CSU Northridge  
CSU Pomona  
CSU Sacramento  
CSU San Bernardino  
San Diego State University  
San Francisco State University  
San José State University  
California Polytechnic State  
University, San Luis Obispo  
CSU San Marcos  
Sonoma State University  
CSU Stanislaus



[Click here for more information!](#)



# Are you a first-time Freshman or a transfer student?



## You are a first-time Freshman if:

- You are currently enrolled in high school and will be earning your diploma in the current academic year
- You have already graduated high school or earned an equivalent, and have not attempted college units after the diploma/ certificate date

## You are a transfer student if:

- You have attempted ANY college courses after earning your diploma/certificate. Most CSUs require you to have at least 60 units to transfer and complete all General Education courses

Use [Assist.org](https://assist.org) to ensure you are on track with transfer requirements!

**assist**™ The official course transfer and articulation system for California's public colleges and universities

### ASSIST is here to help

ASSIST is best used in combination with seeing a counselor on your campus. It is intended to help students and counselors work together to establish an appropriate path toward transferring from a public California community college to a public California university.

**Important Notes from ASSIST**

**Now Available: 2023-2024 Transferable Course Lists**  
View ASSIST Frequently Asked Questions for details.  
[Frequently Asked Questions](#)

**Navigating the ASSIST website**

#### Search below for articulation agreements

Major, department, and campus-specific general education agreements

Academic Year: 2022-2023

Institution: Select an Institution (CCC, CSU, or UC)

Agreements with Other Institutions: Select an Institution

#### Search below for transferable courses

Courses approved for transfer and general education

Academic Year: 2023-2024


Community College: Select a Community College

CSU Transferable Courses

CSU GE-Breadth Certification Courses

CSU US History, Constitution, and American Ideals Courses (CSU AI)





# First-time, First-year Freshman



\*Note, as of 2022, CSUs no longer require SAT or ACT testing for admission

Make sure you have completed or will complete these requirements by graduation:

Course Name	Number of Required Courses
<b>History and Social Science:</b> Including 1 year of U.S. history or 1 semester of U.S. history and 1 semester of civics or American government AND 1 year of social science	2
<b>English:</b> 4 years of college preparatory English composition and literature	4
<b>Math:</b> 4 years recommended of college preparatory math including or integrating topics covered in algebra, geometry, and intermediate algebra.	3
<b>Laboratory Science:</b> 2 years of college preparatory science required with laboratory (1 biological and 1 physical). Integrated science and interdisciplinary courses can meet this requirement.	2
<b>Language Other Than English:</b> 2 years or through the second level of high school instruction in the same language; American Sign Language and classical languages such as Latin and Greek are acceptable – See below about a possible waiver of this requirement.	2
<b>Visual and Performing Arts:</b> 1 year or 2 semester courses from the same discipline required including dance, music, theatre, visual arts or interdisciplinary arts.	1
<b>College Preparatory Elective:</b> Additional year chosen from the University of California "a-g" list.	1
<b>Total Required Courses</b>	<b>15</b>

[Click here for more information about admission requirements](#)



# Starting your CSU Application!

[Click here for application deadlines!](#)

- Go to [CalState.edu/Apply](https://CalState.edu/Apply) to begin your application, apply as a first-time freshman
- Create an account and complete the extended profile
- Choose your desired area of study and program
- Complete the 4 quadrants of the application in its entirety:
  - Personal information: SSN, citizenship status, and annual income for either parent or yourself depending if you are independent or dependent
  - Academic History: High School Transcript & Coursework, a-g Course Matching, AP/CLEP/ IB Courses
  - Supporting Information: Add any supporting documents that demonstrate your achievements or EOP recommendations if you've applied to the program
  - Program Details: Any additional information needed about your program of choice



**\*\*There is an application fee of \$70 per CSU you apply for. See if you are eligible for application fee waivers (4 free applications, any after that is \$70).**

# Starting your Transfer Student Application!

\*Note, as of 2022, CSUs no longer require SAT or ACT testing for admission, but if you have already completed them and would like to submit the results, you can

- **Click here to apply as a transfer student**
- Create an account and complete the extended profile
- Choose your desired area of study and program
- Complete the 4 quadrants of the application in its entirety:
  - Personal information: SSN, citizenship status, and annual income for either parent or yourself depending if you are independent or dependent
  - Academic History: High School Transcript, College History and Coursework. General Education Courses needed: A1 Oral Communication, A2 Written Communication, A3 Critical Thinking, and B4 Math Concepts/ Quantitative Reasoning
  - Supporting Information: Add any supporting documents that demonstrate your achievements, Military Documents (DD214), Associate Degree for Transfer or EOP recommendations if you have applied to the program
  - Program Details: Any additional information needed about your program of choice



**\*\*There is an application fee of \$70 per CSU you apply for. See if you are eligible for application fee waivers (4 free applications, any after that is \$70).**

# University of California Checklist

## A How-to-Apply Overview



Students may apply to as many UC undergraduate campuses as they like with just one application. Each of their chosen campuses will receive the same application.

## Application checklist for students

1. Attain minimum requirements
2. Meet key dates & deadlines
3. Review available majors
4. Prepare the personal insight questions
5. Apply online during the filing period
6. Pay the application fee(s) or apply for a fee waiver
7. Know what to do after applying




# Special Requirements

- Some UC majors require an audition, submission of a portfolio or supplemental applications, or specific prerequisite coursework, test scores, GPA and/or class level.
- Please refer to the Campus Majors and Screening Procedures section of our Quick Reference Guide to UC Admissions beginning on page 56.



# Recommendations



- **Apply to more than one UC campus**
  - This will significantly increase your chance of being admitted into the UC system. While you may not get into your first choice, all UC campuses – without exception – provide outstanding opportunities for you to learn and grow.
- **Submit only one application per term**
  - Submitting multiple applications will cause a severe processing delay.
  - Do not submit letters of recommendation (unless specifically asked by a campus). Transcripts should only be submitted to the enrolling campus after the coursework has been completed and before July 1st (unless specifically asked by a campus).
- **Spend time on the personal insight questions**
  - The personal insight questions are an important part of the application. They help us get to know students as individuals. Early in the admissions process, students should review the personal insight questions guidelines and take time to write, revise and thoroughly proofread their answers before adding them to the application. They are welcome to solicit feedback from teachers, family, and friends, but the responses must be their own work.
- **Provide accurate information**
  - Students must refer to transcripts to complete the academic history section of the application. Please tell them not to work from memory. It's very important that all the information requested be included and is accurate. The information on the self-report will be verified when we receive admitted students' official transcripts.



- **Apply on time**

- Most campuses do not accept applications after the regular filing period.

**[Click here for application dates and deadlines!](#)**

\*UC Berkeley and UC Merced are on the semester system. All other campuses are on the quarter system. Not all campuses are open in winter and spring. Students should check available majors before applying.


- **Pay the application fee**

- The \$80 application fee entitles a student to apply to one UC campus. If a student applies to more than one campus, he or she must pay an additional \$80 for each campus selected. The online application automatically determines the application fees. These fees are not refundable and are subject to change.

- **Fee waivers**

- We will waive application fees for up to four campuses for students who otherwise would not be able to apply for admission. Students who qualify for fee waivers and who select more than four campuses must pay \$80 for each additional choice. To be accepted for the fee waiver program, a student's family income and size must fall within specific guidelines. The fee waiver program is for United States citizens, permanent residents, and applicants eligible for AB540 benefits. Students can apply automatically for a fee waiver within the online application.

- **For international and non-immigrant students:**
  - Applicants must pay a higher application fee of \$80 for each campus selected. Students who currently attend school in the U.S., however, may qualify to pay the lower application fee of \$70 per campus.
- **Submit any additional required materials**
  - Some UC majors require an audition, submission of a portfolio or supplemental application, or recommend specific prerequisite coursework, test scores or GPA.
- **Explore financial aid and scholarships**
  - We offer a comprehensive financial assistance program for qualified students and a variety of other tools that all families can use to make higher education possible.
- **Undocumented student resources**
  - UC's systemwide [undocumented student resource site](#) provides tips for applying for admission and financial aid, as well as a range of programs, resources and support services offered at UC campuses for undocumented students and their families.
- **Ask for help**
  - If students have a question about the application process, call the application center at (800) 207-1710 (within the U.S.) or (925) 298-6856 (outside the U.S.) during normal business hours





# Scholarships

Scholarships are financial aid awards designed to help students pay for college. FREE MONEY you dont have to pay back.



Many scholarships have deadlines and different requirements

For local scholarships visit

<https://www.calsoapsandiego.org>

## + WHAT WE'RE ABOUT:

Cal-SOAP is dedicated to providing information about postsecondary education and financial aid to elementary through high school students while raising their academic achievement levels. In particular, Cal-SOAP is committed to providing services to students from any of the following backgrounds:

- Low income families
- Families in which they would be the first to attend college
- Schools with documented low eligibility or college participation rates or
- Geographic areas with documented low eligibility or college participation rates

## HOW CAN WE HELP YOU? +



### PREPARING FOR COLLEGE

Get yourself ready to apply for college and find your perfect fit.

[Read More >](#)



### APPLYING TO COLLEGE

Find out more about the requirements for college applications.

[Read More >](#)



### APPLYING FOR FINANCIAL AID

Learn about how you can finance your college education.

[Read More >](#)




### A-G HIGH SCHOOL REQUIREMENTS

What courses do you need to be eligible for college admission?

[Read More >](#)

# Policies and Scholarships

- SB 307 Fostering Futures: Foster youth enrolled in a community college or 4-year university in California are able to receive 100% of their unmet need covered (includes books, food, and lodging)
- Blue and Gold Opportunity Plan: Tuition and fees are covered for UC students whose total family income is less than \$80,000 a year, and who qualify after filling out both the FAFSA/CA Dream Act application and the Cal Grant GPA Verification Form
- UC Native American Opportunity Plan (UCNAOP): Tuition and fees are covered for UC students who are an enrolled member in a Native American tribe and who fill out a FAFSA or Dream Act Application
- AB19: California Promise Act: For eligible community college students, all enrollment fees are waived through the Promise Grant



# Resource List

## College Applications:

<https://assist.org/>

<https://www.commonapp.org/>

<https://admission.universityofcalifornia.edu>

<https://www.calstate.edu/>

## Financial Aid:

[FAFSA](#)

[Dream Act](#)

## Personal & Scholarship Essays

<https://admission.universityofcalifornia.edu/how-to-apply/applying-as-a-freshman/personal-insight-questions.html>

<https://www.commonapp.org/apply/essay-prompts>